


VIBER

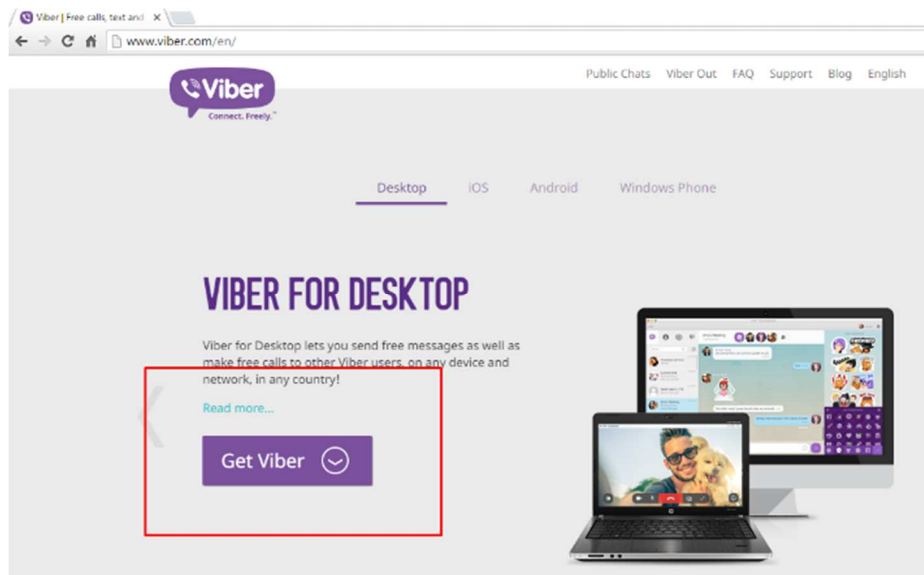


HOW TO INSTALL THE APP IN YOUR COMPUTER?



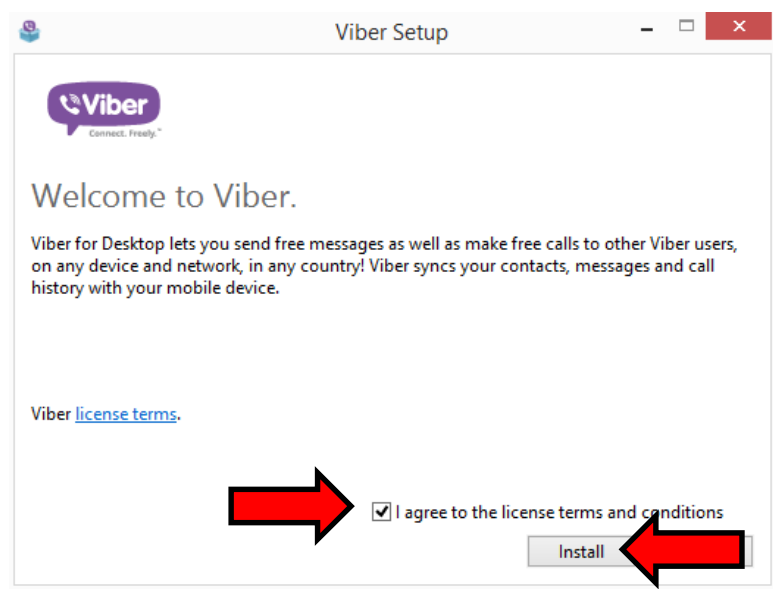
RELATIVES AND PROFESSIONALS CAN HELP YOU

1. GO TO WEB PAGE www.viber.com



2. CLICK ON THE IMAGE "Get Viber"
3. SAVE THE APPLICATION "ViberSetup.exe" IN YOUR PC
4. DOUBLE-CLICK ON THE FILE "ViberSetup.exe"

5. MARK “I agree to the license term and conditions” AND CLICK “INSTALL”



6. FOLLOW THE INSTRUCTIONS (ASK FOR HELP IF YOU HAVE DOUBTS!)