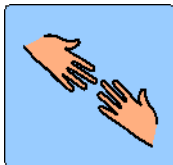


KITCHEN STORIES



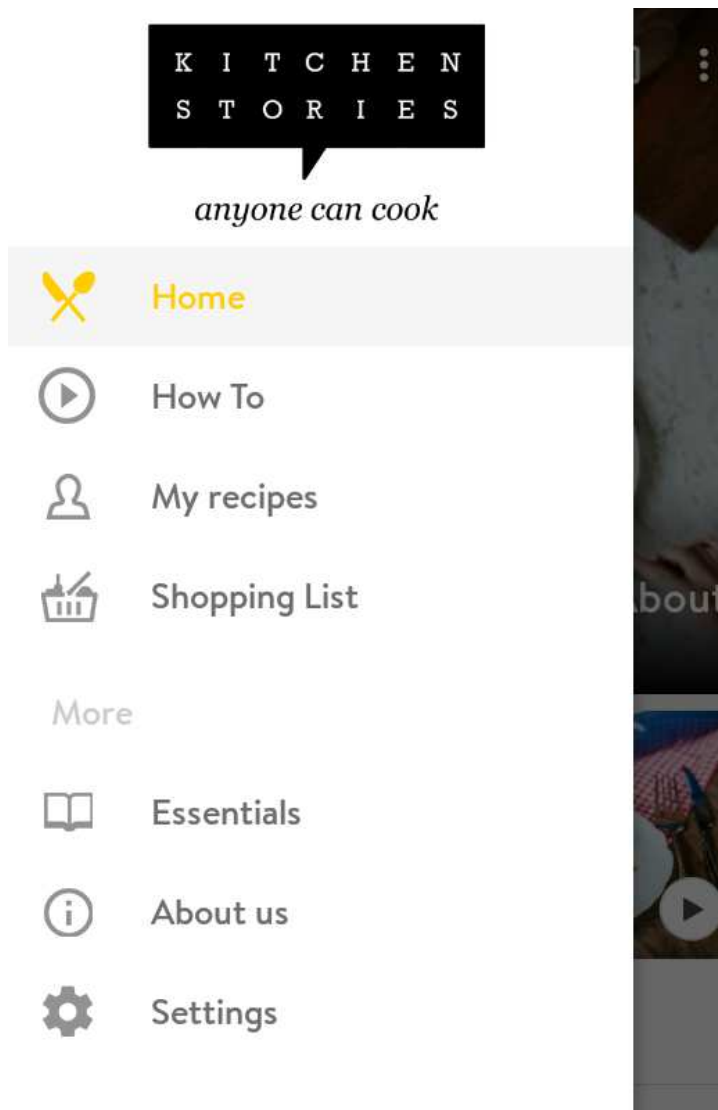
HOW TO USE KITCHEN STORIES?



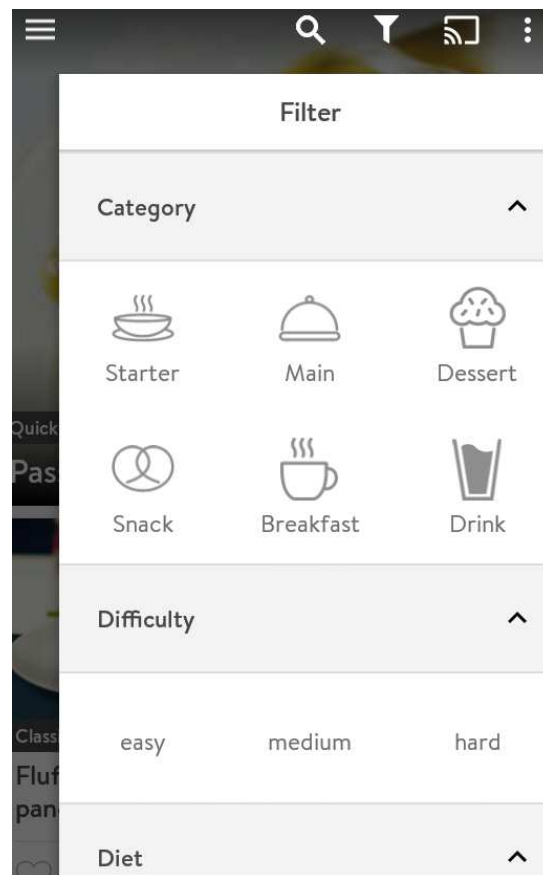
RELATIVES AND PROFESSIONALS CAN HELP YOU

At the side menu of the app are the different categories you can access:

- Home
- How To,
- My Recipes,
- Shopping list,
- Essentials, and
- About us / Settings.



The HOME section is the heart and soul of the app. You can filter the recipes by the type of food you're in the mood for by tapping on the filter icon in the top right corner of the app. You'll find many categories to choose from.



When you find a recipe you're interested in simply tap on it to view it.

Each recipe includes:

- videos to guide you
- a full ingredients list
- the utensils you'll need
- and step by step instructions.

The HOW TO videos provide some helpful guides to bring you up to speed with some basic culinary skills, and the Essentials section

provides a guide to some of the essential things a good cook should have in their kitchen at all times.

The MY RECIPES section allow you to save and consult your recipes. To do that you have to be registered. You can access also with your Facebook or Google account. ASK FOR HELP TO REGISTER AND LOG IN.

The SHOPPING LIST section is a place to keep track of what you need to purchase to be able to make your favorite recipes. You can add items to this list from within any recipe.

The ESSENTIALS section has a lot of videos and information about basic techniques of cooking.

The ABOUT US section just provides some basic information about the developers and links to provide feedback.

Finally the SETTINGS section lets you change some aspects of the app, including the language. IMPORTANT: Language must be changed manually. Go to settings and choose your language.

There are no instructions for how to use the app but that's probably because it's pretty intuitive. The categories are self-explanatory and every article's accompanied by great images and videos to make things simple. You can also use the SEARCH ICON to look for ingredients or recipes by putting the words that you consider that are relevant (for example: spaghetti).

