

KITCHEN STORIES



HOW TO INSTALL KITCHEN STORIES IN YOUR SMARTPHONE OR TABLET?






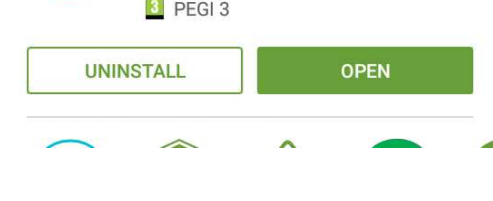


YOU CAN FIND KITCHEN STORIES IN GOOGLE PLAY.

<https://play.google.com/store/apps/details?id=com.ajnsnewmedia.kitchenstories>



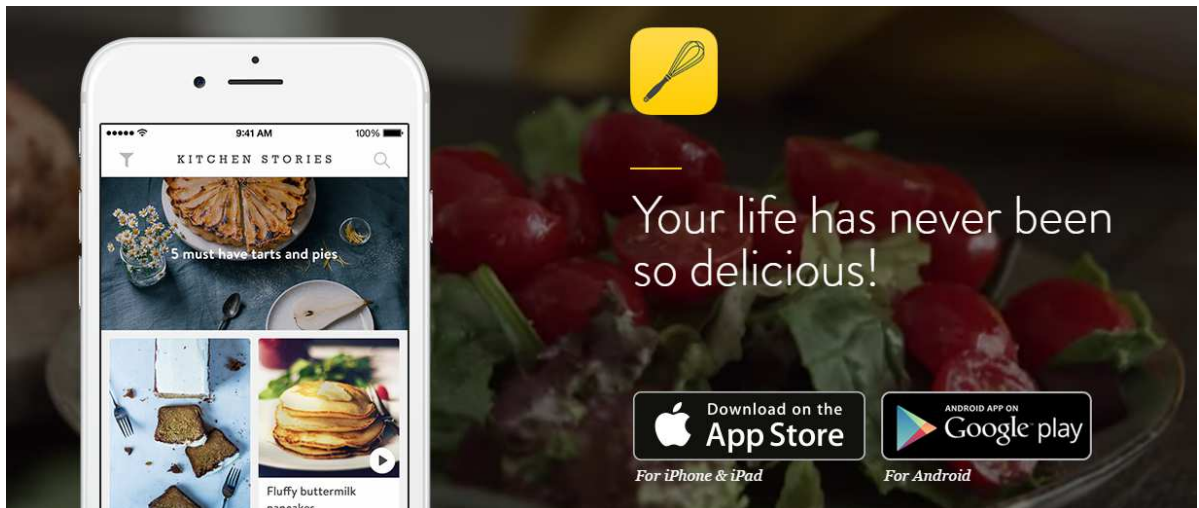
RELATIVES AND/OR PROFESSIONALS CAN HELP YOU TO INSTALL THE APP.

<p>OPEN GOOGLE PLAY ON YOUR PHONE OR TABLET</p> <p>WRITE “KITCHEN STORIES” AND PRESS “SEARCH”</p>	
<p>SELECT THE APP WITH THIS IMAGE</p>	
<p>PRESS “INSTALL”</p>	
<p>PRESS “ACCEPT”</p>	
<p>WAIT WHILE THE INSTALLATION IT'S IN PROGRESS</p>	
<p>ONCE THE INSTALLATION IS FINISHED, YOU CAN PRESS “OPEN” TO START THE APP</p>	

ANOTHER WAY TO INSTALL KITCHEN STORIES:

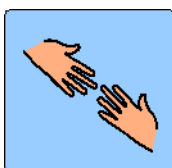
KITCHEN STORIES IS AVAILABLE BOTH FOR IPHONE/IPAD AND FOR ANDROID.

IN YOUR COMPUTER GO TO: <http://getkitchenstories.com>



CLICK ON THE BUTTON DEPENDING ON IF YOU HAVE IPHONE/IPAD OR ANDROID DEVICE. THEN, FOLLOW THE INSTRUCTIONS.

REMEMBER:



RELATIVES AND/OR PROFESSIONALS CAN HELP YOU TO INSTALL THE APP.